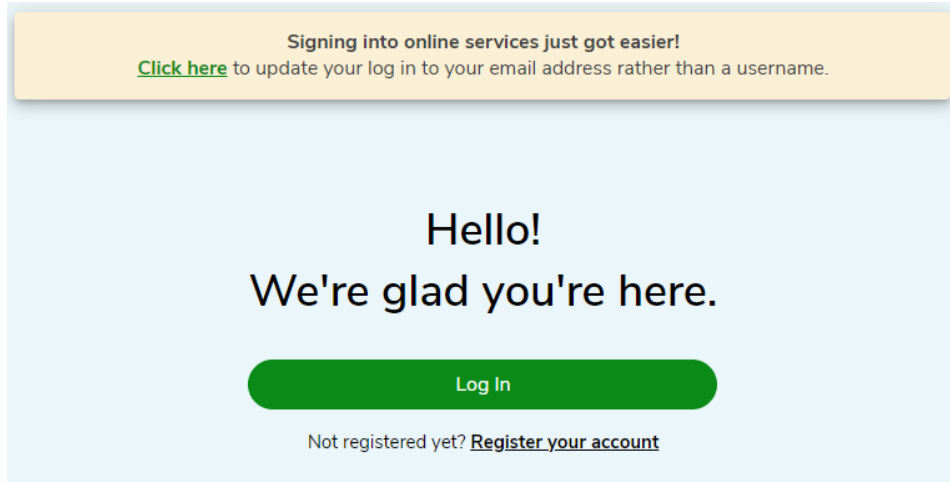


Student Flow

1. If logging in for the first time, select "Register your account".
NOTE: "Click here" in the banner takes you to the same place as "Register your account".



2. Enter details requested - email address, confirm email address.
Click "Next".

Enter Your Email

Enter your email address you wish to sign in with

Email address:

Confirm email address:

Click [here](#) to learn why we need your email address and how we plan on using it.

After registration, you can change your email address and contact preferences in your account settings at any time.

Next

Having trouble? Find help in our [support centre](#)
or [Click here to watch the registration video](#).

Cancel

3. A verification code will be sent to the email entered in the previous step.

We've sent you an email

The privacy and security of your personal information is very important to us.

We have sent a verification code to the email address t41566972@gmail.com. Please enter the code number below.

Verify Code

[Please re-send code](#)

Next

Having trouble? Find help in our [support centre](#)
or [Click here to watch the registration video](#).

Cancel

4. Sample Email with 6-digit numeric code:
NOTE: The verification code can be copied from the email.

Verify your email Verifiez votre e-mail

Please use the code below to complete your email verification.

Veillez utiliser le code ci-dessous pour compléter votre vérification d'e-mai.

Your code is :
Votre code est :
959118

Thank you.
Merci.

GreenShield

5. Enter verification code, click verify code, click next.

We've sent you an email

The privacy and security of your personal information is very important to us.

We have sent a verification code to the email address t41566972@gmail.com. Please enter the code number below.

Verify Code

[Please re-send code](#)

Next

Having trouble? Find help in our [support centre](#)
or [Click here to watch the registration video.](#)

Cancel

6. Enter details requested – Your member ID, Your date of birth. Click “Next”.

Register Your Account

Your member ID

Your date of birth

Next

Having trouble? Find help in our [support centre](#)
or [Click here to watch the registration video.](#)

Cancel

7. Enter Mobile Number or option to Skip for now. Click 'Next'.

Enter Your Mobile Number

Mobile phone number:

(123) 123-1234

Click [here](#) to view our privacy policy

Next

[Skip for now](#)

Having trouble? Find help in our [support centre](#)
or [Click here to watch the registration video](#).

Cancel

8. Direct Deposit information will be displayed in two ways:
 - a. If the direct deposit information is already on file this message will display:

Direct Deposit

Get paid faster by signing up for direct deposit.

We have your direct deposit information, be sure to review it in account settings at your earliest convenience.

Next

Having trouble? Find help in our [support centre](#)
or [Click here to watch the registration video](#).

Cancel

- b. If direct deposit information is not on file this message will display:
Enter details requested – transit Number, Bank Number, Account Number or select skip for now. Click 'Next'.

Direct Deposit

Get paid faster by signing up for direct deposit

Enter bank account details 

Transit Number	Bank Number	Account Number
<input type="text"/>	<input type="text"/>	<input type="text"/>

I authorize GSC to deposit funds directly into the bank account above. I understand that I will no longer receive statements in the mail. My statements will only be available online.

[Skip for now](#)

Next






Having trouble? Find help in our [support centre](#)
or [Click here to watch the registration video](#).

Cancel

9. Password creation must meet the criteria outlined below.
Enter password, re-enter password. Click "Next".
NOTE: Existing password for web account can be reused if it meets the criteria.

Create Your Password

Please meet the following criteria:

-  Must be between 8-32 characters
-  Must contain at least one upper case letter
-  Must contain at least one lower case letter
-  Must contain at least one number
-  Must NOT contain any spaces

Password

Re-enter Password

Next

Having trouble? Find help in our [support centre](#)
or [Click here to watch the registration video](#).

Cancel

10. Click "Finalize Registration".

One Final Step

Your new email login will be:

t41566972@gmail.com

Click the button below to complete the registration process.

Finalize Registration

Having trouble? Find help in our [support centre](#)
or [Click here to watch the registration video.](#)

Cancel

11. Congratulations! Account is successfully set up.

Congratulations!

You've successfully setup your Email Address as your Login ID.

From now on when you sign in, enter your Email Address and your updated password.

Login to GreenShield

Having trouble? Find help in our [support centre](#)
or [Click here to watch the registration video.](#)

Cancel